



ArborEdge™ Wood Edge Laminate Tops

ArborEdge™ Tops combine a durable laminate surface with a beautiful natural wood edge. They are perfect for high-traffic settings that call for the warmth of wood.

ArborEdge™ Tops have a high-pressure laminate surface that is bonded to a 1-1/8" particleboard core with a backer sheet for stability. Their 1 x 1-1/4" solid wood edges can be finished in a variety of standard or custom stains (p.145). Table edges are protected with 1 coat of catalyzed vinyl sealer and 2 coats of catalyzed conversion varnish, semi-gloss. Choose from Wilsonart®, Formica®, Pionite®, Nevamar®, or Graphic Laminates.




Laminate tops can use OpenStudio™ or Graphic Laminate with customer or FurnitureLab™ supplied graphics or logos (p.86–117)




All Standard, OpenStudio™ and Graphic Laminates are GreenGuard® certified, substrate made with 100% recycled wood fiber, FSC certified substrate and wood available, formaldehyde-free substrate available


Standard Profiles




Flat Eased




Half Bull Nose



Full Bull Nose




Beveled



Ogee

Designer Profiles



Reverse Knife



Fluted