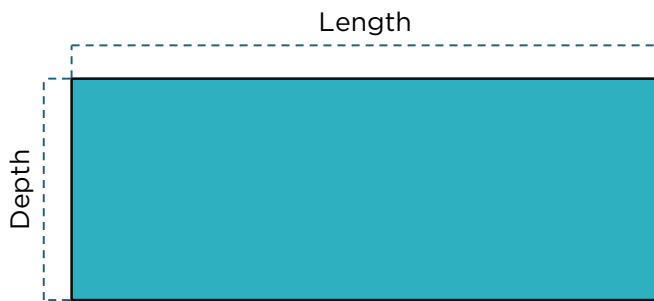


# Table Planning Guide

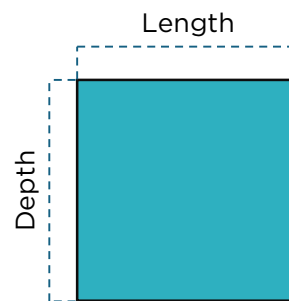
## Standard Table Sizes

### Rectangle



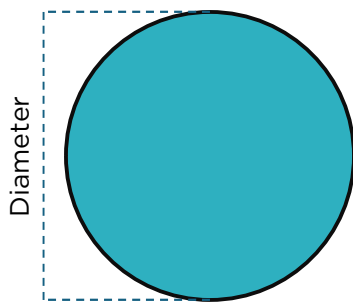
Depths: 24, 30, 36"  
Length: 30, 36, 42, 48, 60, 72, 84, 96"

### Square



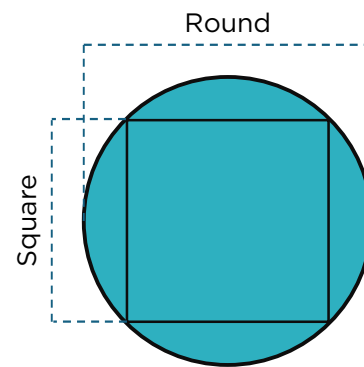
Depths: 24, 30, 36, 42, 48"  
Length: 24, 30, 36, 42, 48"

### Round



Diameter: 24, 30, 36, 42, 48, 60"

### DropLeaf



Square to Round:  
30x30 to 42"R  
36x36 to 51"R  
42x42 to 60"R

Sizes shown represent our standard offerings. Some sizes may not be available in every top style/material.  
Additional sizes/shapes can be quoted, please see your Account Manager for details.

# Table Planning Guide

## Seating Capacity

### Rectangle & Square Tables

		Table Length								
		24	30	36	42	48	60	72	84	96
Table Depth	24	2	2	2	4	6	6	6-8	8	10
	30		2-4	2-4	4	6	6	6-8	8	10
	36			4	4	6	6	6-8	8	10
	42				4					
	48					4				

### Round Tables

Table Diameter					
24	30	36	42	48	60
2	2-3	4	4	5-6	6-8

### DropLeaf Tables

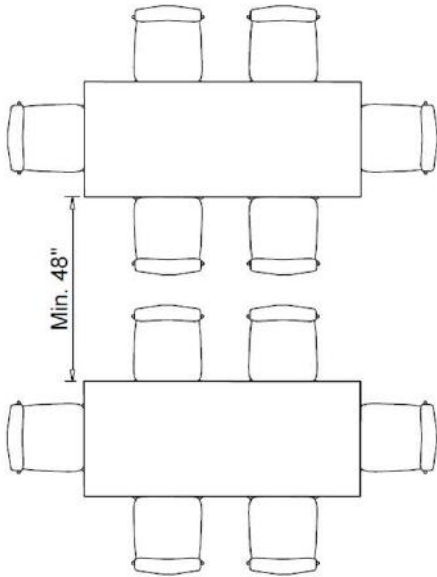
With leaves folded:  
4 per Table

With leaves out: follow  
closest Round Table size

Seating capacities noted are based on an average sized chair & typical configuration.  
Actual chair dimensions and plan configuration will determine best chair quantity per table.

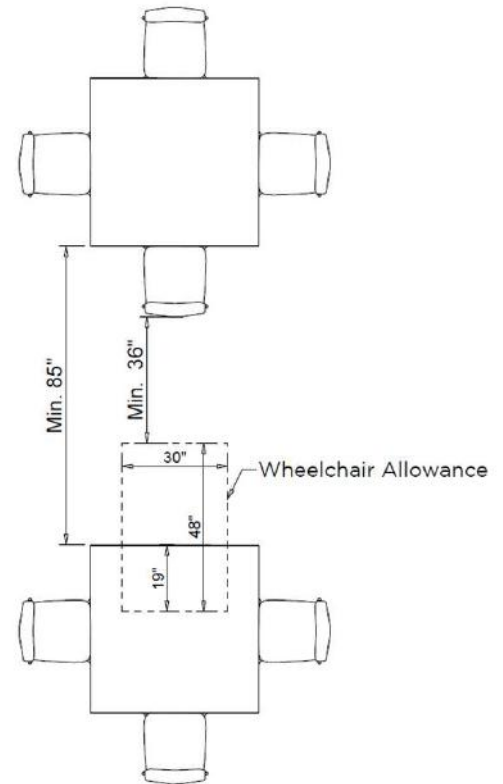
# Table Planning Guide

## Space Planning Standards



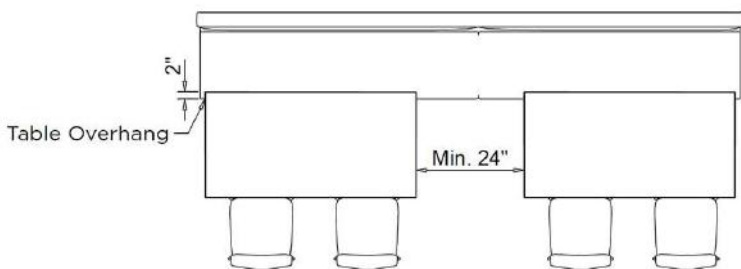
### Aisle Clearance Back-to-Back: General

Minimum of 48" between tables



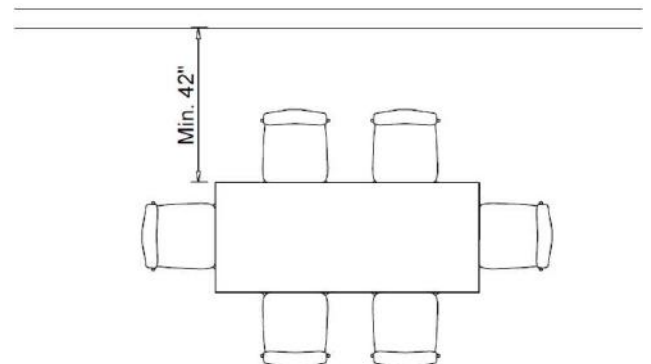
### Aisle Clearance Back-to-Back: ADA

Minimum of 85" to allow a 36" aisle



### Tables at Booths

Tables overhang booth seat by 2"  
Space tables minimum of 24" apart



### Aisle Clearance

Minimum of 42" between table and obstruction

All dimensions are recommendations and do not account for local codes or client requirements.  
Actual chair dimensions may affect final clearances when not pushed under tables.