



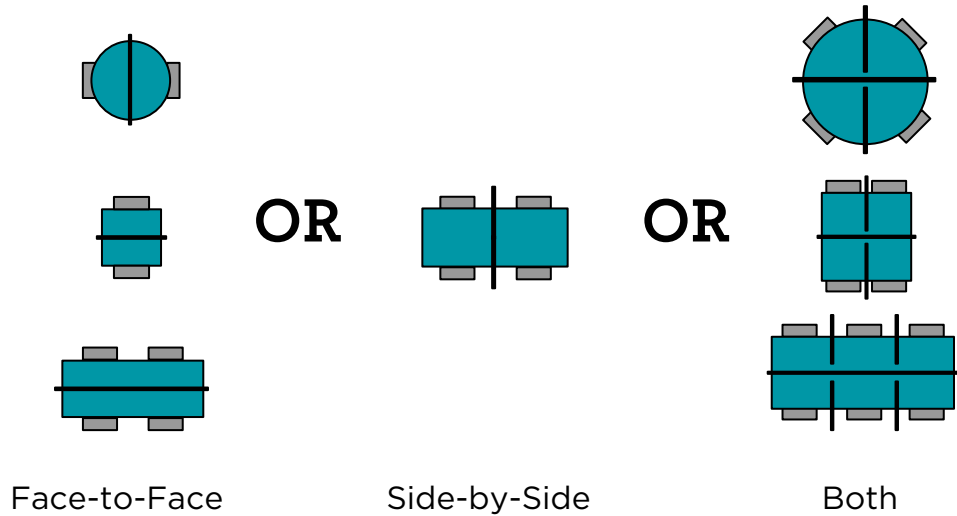
FurnitureLab Invites You to DineSafe™



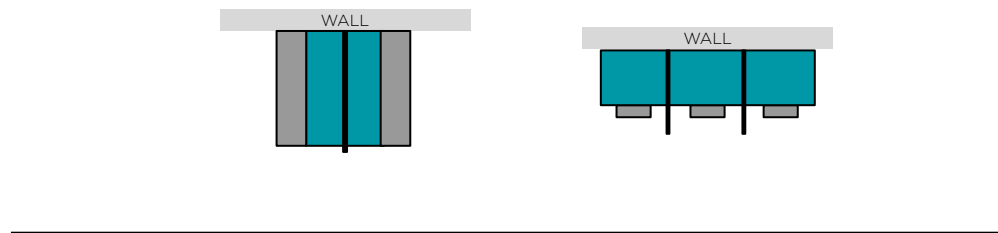


How DineSafe™ Panels Work

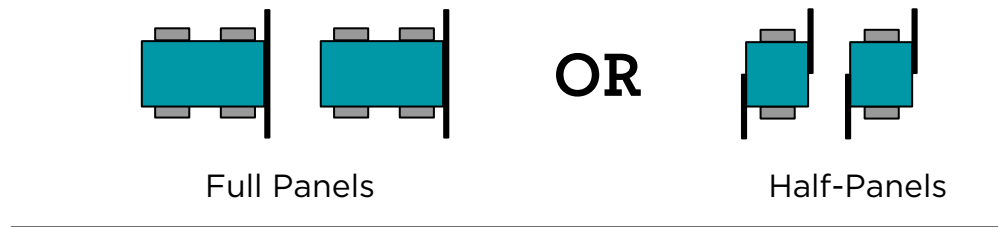
Above mount panels can separate diners:



Wall mount or flush mount options are available for counters and booths:



Side mount panels can also separate tables with:



How to get started?

1. Mark up a floorplan or sketch of your space, noting desired panel locations and table sizes. Alternately: Use our worksheets to spec your panels and table details.
2. Send to your FurnitureLab Account Manager for quoting and to schedule a follow up call.
3. Add installation.
4. Send quote to your client.

DineSafe™ Panels

Specification Worksheet

1 of 3

Divide Freestanding Tables



Worksheets allow you to provide us with counts and sizes for the various panel solutions you need. Please include a floor plan if possible so we can confirm all quantities and orientations. Panel overhangs are recommendations, but we can modify to your needs. Please specify in "Notes" if you prefer a different overhang or any other modifications.

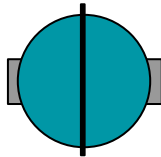
Project Name: _____ Estimated Install Date _____

Floorplan available/included in the RFQ? Yes No Floorplan assistance needed? Yes No

CHOOSE ONE: DineSafe™ Clear Acrylic Plexiglass Panels DineSafe™ Opaque 2-Sided Solid Laminate Panels

Sizes and shapes of *freestanding* tables in your space:

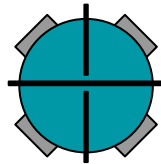
Round
Single Panel
3" Overhang



Top Size Top Qty Top Thickness Notes

_____	_____	_____	_____
_____	_____	_____	_____
_____	_____	_____	_____
_____	_____	_____	_____

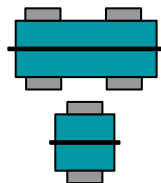
Round
Main Panel and
Secondary Panels
with 3" Overhang



Top Size Top Qty Top Thickness Notes

_____	_____	_____	_____
_____	_____	_____	_____
_____	_____	_____	_____
_____	_____	_____	_____

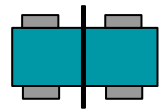
Square or Rectangular
Single Panel
with 3" Overhang
(Note: 60" max span)



Top Size Top Qty Top Thickness Notes

_____	_____	_____	_____
_____	_____	_____	_____
_____	_____	_____	_____
_____	_____	_____	_____

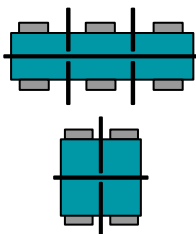
Rectangular
Single Panel
with 12" Overhang
(side-to-side division)



Top Size Top Qty Top Thickness Notes

_____	_____	_____	_____
_____	_____	_____	_____
_____	_____	_____	_____
_____	_____	_____	_____

Rectangular or Square
Main Panel with 3" Overhang
and Secondary Panels
with 12" Overhang
(Note: 96" max length
in clear plexi
with 0" overhang)



Top Size Top Qty Top Thickness Notes

_____	_____	_____	_____
_____	_____	_____	_____
_____	_____	_____	_____
_____	_____	_____	_____

DineSafe™ Panels

Specification Worksheet

2 of 3

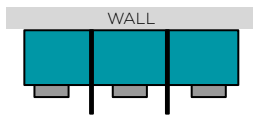
Divide Surfaces at Walls



Worksheets allow you to provide us with counts and sizes for the various panel solutions you need. Please include a floor plan if possible so we can confirm all quantities and orientations. Panel overhangs are recommendations, but we can modify to your needs. Please specify in "Notes" if you prefer a different overhang or any other modifications.

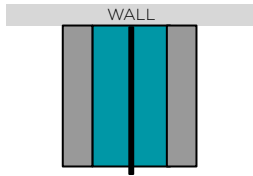
Sizes and shapes of *wall-mounted* tables in your space:

Wall Mount for
Fixed Counter
12" Overhang



<u>Counter Depth</u>	<u>Panel Qty</u>	<u>Counter Top Thickness</u>	<u>Notes</u>
_____	_____	_____	_____
_____	_____	_____	_____
_____	_____	_____	_____
_____	_____	_____	_____

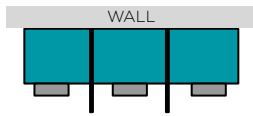
Wall Mount for
Fixed Booth Table
3" Overhang
(Note: 0" Overhang
recommended for 48" span;
maximum length 60" without
panel mount support)



<u>Top Size</u>	<u>Top Qty</u>	<u>Top Thickness</u>	<u>Notes</u>
_____	_____	_____	_____
_____	_____	_____	_____
_____	_____	_____	_____
_____	_____	_____	_____

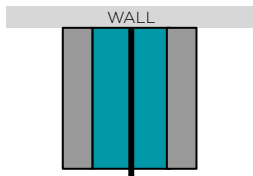
Sizes and shapes of *freestanding but flush-to-wall* tables in your space:

End Mount for
Freestanding Counter
12" Overhang



<u>Counter Depth</u>	<u>Panel Qty</u>	<u>Counter Top Thickness</u>	<u>Notes</u>
_____	_____	_____	_____
_____	_____	_____	_____
_____	_____	_____	_____
_____	_____	_____	_____

End Mount for
Freestanding Booth Table
3" Overhang
(Note: 0" Overhang
recommended for 48" span;
maximum length 60" without
panel mount support)



<u>Top Size</u>	<u>Top Qty</u>	<u>Top Thickness</u>	<u>Notes</u>
_____	_____	_____	_____
_____	_____	_____	_____
_____	_____	_____	_____
_____	_____	_____	_____

DineSafe™ Panels

Specification Worksheet

3 of 3

Divide Tables from Other Tables



Worksheets allow you to provide us with counts and sizes for the various panel solutions you need. Please include a floor plan if possible so we can confirm all quantities and orientations. Panel overhangs are recommendations, but we can modify to your needs. Please specify in "Notes" if you prefer a different overhang or any other modifications.

Sizes and shapes of *side-by-side* tables in your space:

Square or Rectangular Side Half Panel 15" Overhang		Top <u>Size</u>	Top <u>Qty</u>	Top <u>Thickness</u>	#Panels	Notes
		_____	_____	_____	1 □ 2 □	_____
		_____	_____	_____	1 □ 2 □	_____
		_____	_____	_____	1 □ 2 □	_____

Square or Rectangular Side Full Panel 15" Overhang		Top <u>Size</u>	Top <u>Qty</u>	Top <u>Thickness</u>	Notes
		_____	_____	_____	_____
		_____	_____	_____	_____
		_____	_____	_____	_____

Limitations:

Above Mount

- Single Main Panel span limit of 60" (unless used with a Secondary Panel for extra support)
- 90° Secondary Panels only (i.e. dividing circles into quarters)
- Maximum overhang: 15"
- Maximum Panel Height: 24"

Side Mount

- Maximum Seat Height: 19"
- Minimum Base Height: 27"
- Maximum overhang: 15"

Minimum Top Sizes

- 24" W x 30" L top for Half Panel
- 30" W x 48" L top for a Full Panel

Any other info we need?

DineSafe™ Panels for Freestanding Tops



Make dining safer with DineSafe™, our comprehensive, easy to clean system of panels and mounting brackets. Separate diners and tables from one another in a variety of ways without damaging or interfering with the tabletop surface.

Pricing below covers panels for freestanding surfaces.

Overall Height from Surface: 24"
 Corner Radius: 1"
 Recommended Overhangs: 0", 3", 12"
 depending on configuration
 F Bracket overhangs table 1", even with 0" overhang
 Accommodates table thickness up to 2.5"

Panel Materials (choose one):
 • Clear Acrylic Plexiglass at 1/4" thick
 • Opaque 2-sided Solid Laminate at 1/8" thick; select any standard Wilsonart Laminate design
 Bracket Materials: Silver Powdercoated Steel
 Minimum Order: 10 panels

Main Panel Pricing

Table Top Spanning Dimension	0" Overhang Laminate	0" Overhang Acrylic	3" Overhang Laminate	3" Overhang Acrylic	12" Overhang Laminate	12" Overhang Acrylic
24"	265	171	255	212	349	261
30"	255	212	286	237	381	391
36"	286	237	318	237	411	391
42"	318	237	349	261	442	391
48"	349	261	381	391	474	444
60"	411	391	442	391	473	467
72" (multi-panel only)	474	444	445	444	528	519
84" (multi-panel only)	473	467	501	519	583	
96" (multi-panel only)	528	519	556	-	-	

Secondary Panel Pricing (add to above to split table into multiple sections)

Table Top Spanning Dimension	0" Overhang Laminate	0" Overhang Acrylic	3" Overhang Laminate	3" Overhang Acrylic	12" Overhang Laminate	12" Overhang Acrylic
24" (includes 12" panel + overhang)	227	110	209	131	265	171
30" (includes 15" panel + overhang)	209	131	227	171	283	212
36" (includes 18" panel + overhang)	227	171	245	171	255	212
42" (includes 21" panel + overhang)	245	171	265	171	271	237
48" (includes 24" panel +	265	171	283	212	286	237
60" (includes 30" panel +	255	212	271	237	318	237

Bracket Pricing (not included in panel pricing)


F Bracket Set for Main Panel (2 Overhangs) \$197
F Bracket & 90° Angle Bracket Set for Secondary Panel (1 Overhang) \$164

Acrylic Cleaning Options:

- Warm soapy water: Thoroughly wash the surface with dishwashing soap for a minimum of 20 seconds; rinse with clean water.
- 3% hydrogen peroxide: Allow to remain on the plastic for several minutes. Do not use formulas that exceed 3%.
- Diluted bleach solution: 1/3 cup bleach per gallon of water.

2021 Pricing

DineSafe™ Panels for Wall-Adjacent Tops



Make dining safer with DineSafe™, our comprehensive, easy to clean system of panels and mounting brackets. Separate diners and tables from one another in a variety of ways without damaging or interfering with the tabletop surface.

Pricing below covers panels for wall-adjacent tops--select brackets for either freestanding or wall-mount surfaces.

Overall Height from Surface: 24"

Corner Radius: 1"

Recommended Overhangs: 0", 3", 12"
depending on configuration

F Bracket overhangs table 1", even with 0" overhang

Accommodates table thickness up to 2.5"

Panel Materials (choose one):

- Clear Acrylic Plexiglass at 1/4" thick
- Opaque 2-sided Solid Laminate at 1/8" thick; select any standard Wilsonart Laminate design

Bracket Materials: Silver Powdercoated Steel

Minimum Order: 10 panels

Panel Pricing

Table Top Spanning Dimension	0"	0"	3"	3"	12"	12"
	Overhang Laminate	Overhang Acrylic	Overhang Laminate	Overhang Acrylic	Overhang Laminate	Overhang Acrylic
24"	265	171	283	212	286	237
30"	255	212	271	237	286	237
36"	286	237	303	237	349	261
42"	318	237	334	237	381	391
48"	349	261	365	391	411	391
60"	411	391	426	391	474	444
72"	474	444	489	444	473	467
84"	473	467	486	484	528	519
96"	528	519	542	-	583	

Bracket Pricing (not included in panel pricing)

F Bracket & L Bracket Set for Surfaces Placed Flush to wall (1 Overhang)	\$207
F Bracket & Angle Bracket Set for Wall Mount Surfaces (1 Overhang)	\$164

Acrylic Cleaning Options:

- Warm soapy water: Thoroughly wash the surface with dishwashing soap for a minimum of 20 seconds; rinse with clean water.
- 3% hydrogen peroxide: Allow to remain on the plastic for several minutes. Do not use formulas that exceed 3%.
- Diluted bleach solution: 1/3 cup bleach per gallon of water.

2021 Pricing

DineSafe™ Side-Mount Panels

Make dining safer with DineSafe™, our comprehensive, easy to clean system of panels and mounting brackets. Separate diners and tables from one another in a variety of ways without damaging or interfering with the tabletop surface.

Pricing below covers panels for side-mounting to surfaces-- select bracket sets for either half or full panels.



Overall Height above Surface: 24"

Overall Panel Height: 33"

Recommended Overhang (one side for the half panels, two sides for the full panels): 15"

Maximum Seat Height: 19"

Minimum Base Height: 27"

Minimum Top Sizes: 24x30 for Half Panel;

30x48 for a Full Panel

Panel Materials (choose one):

- Clear Acrylic Plexiglass at 1/4" thick
- Opaque 2-sided Solid Laminate at 1/8" thick; select any standard Wilsonart Laminate design

Corner Radius: 1"

Bracket Materials: Silver Powdercoated Steel

Minimum Order: 10 panels

Half Panel Pricing

Table Top Spanning Dimension	Panel Dimensions	15" Overhang Laminate	15" Overhang Acrylic
30"	33x30"	334	275
36"	33x33"	357	364
42"	33x36"	381	364

Full Panel Pricing

Table Top Spanning Dimension	Panel Dimensions	15" Overhang Laminate	15" Overhang Acrylic
30"	33x60"	501	638
36"	33x66"	542	599
42"	33x72"	583	599

Bracket Pricing (not included in panel pricing)

Triangle Bracket Set for Half Panel Side Mount (2 Brackets, 1 Overhang)	\$116
Triangle Bracket Set for Full Panel Side Mount (3 Brackets, 2 Overhangs)	\$175

Acrylic Cleaning Options:

- Warm soapy water: Thoroughly wash the surface with dishwashing soap for a minimum of 20 seconds; rinse with clean water.
- 3% hydrogen peroxide: Allow to remain on the plastic for several minutes. Do not use formulas that exceed 3%.
- Diluted bleach solution: 1/3 cup bleach per gallon of water.

2021 Pricing