

# Trash Receptacles

Our trash receptacles even make throwing out garbage a pleasant experience! Using any of our standard designs or your custom design, you can make these trash receptacles work with your dining environment.

Specs	Bedford	Bedford w/Tray	Sommerset	Windsor
Width	19.5"	19.5"	19.5"	19.5"
Depth	18.25"	18.25"	18.25"	18.25"
Overall Height	45.5"	47.5"	47.5"	47.5"
Counter Height	-	-	36"	36"
Tray Inset	-	17.5 x 18"	9 x 18"	9 x 18"

**Materials:** High-pressure laminate mounted to a particle board cabinet with white melamine on the inside. A plastic 32-gallon garbage can is included.


**Sizes/Shapes:** Our standard unit is built to the specifications shown above, though we can produce them in any size or shape.


**Surface:** Standard or Graphic Laminate.


**Options:** Tray storage area on top can be made to your specifications.


**Door Flap:** Push, Recycle, Thank You, Trash, or Blank.

Trash receptacles are built in the dimensions shown above and can be made to your custom specifications as well.

 These Trash Receptacles can be produced with OpenStudio or Graphic Laminate made from customer or FurnitureLab™ supplied graphics or logos (p.86–117)


 All Standard, OpenStudio™ and Graphic Laminates are GreenGuard® certified, substrate made with 100% recycled wood fiber, FSC certified and formaldehyde-free substrate available

 Free CAD symbols, CAD renderings and space planning services available

 Search by the model name in the Part Description, for example "Bedford". There are not that many models, so it might be easier to just navigate there.



Windsor





Graphic Bedford

This is an example of how the Bedford looks when it is produced using Graphic Laminate with the FurnitureLab™ French Roast design.



Bedford



Bedford Double Wide

Bedford with Tray



Sommerset

